

Webster hardness tester



LW-20series

Applications

LW-20 series Wechsler hardness tester is an instrument that can quickly test the hardness of aluminum alloy in the field. Wechsler hardness tester is easy to use, One card can, hardness value directly read. Used for rapid detection of aluminum alloy profiles, pipes, plates, aluminum workpieces and other soft The hardness of the metal. It is especially suitable for fast and non-destructive batch products at the production site, sales site or construction site Item by item inspection.

Features


Press needle: new material, new process manufacturing of press needle, high hardness, long life, good interchangeability.

Handle: forged material, surface anodized upper handle, beautiful, wear resistant, pollution resistant.

Hardness block: The standard hardness block is tested by the standard hardness machine.

High quality: fine parts processing, precision machine assembly, strict quality inspection.

Good stability: full degree point stability, correction point stability,



Specifications

range	0~20HW
precision	0.5HW
weight	625g
dimension	220*160*30mm
battery	2*1.5AAA
measuring range	Figure 1

Accessories

Standard Accessories	Host machine
	Spare presser
	Special wrench
	Anvil seat cover (LW-20A)
	Standard Wechsler hardness block
	Small screwdriver
	specification
Optional Accessories	Portable instrument case
	Spare presser
	Standard Wechsler hardness block

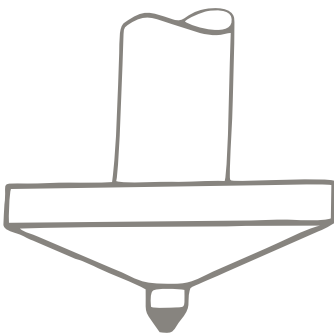
Webster hardness tester

Instrument model table

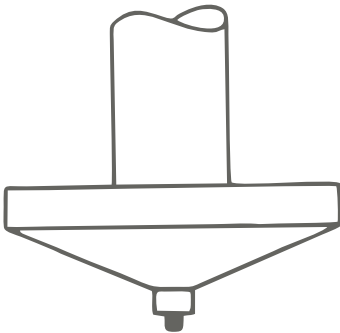
model	Applicable material	hardness range	specimensize/mm
LW-20	aluminium alloy	25~110HRE	thick0.6-6 inner diameter > 10
LW-20A			thick0.6-13 inner diameter > 10
LW-20B			thick0.6-8 inner diameter > 6
LW-B75	Hard or semi-hard brass, superduralumin	63~105HRF	thick0.6-6 inner diameter > 10
LW-B75B			thick0.6-8 inner diameter > 6
LW-BB75	Soft brass, red copper	18~100HRE	thick0.6-6 inner diameter > 10
LW-BB75B			thick0.6-8 inner diameter > 6
LW-B92	Cold rolled steel plate, stainless steel	50~92HRB	thick0.6-6 inner diameter > 10

Figure 1

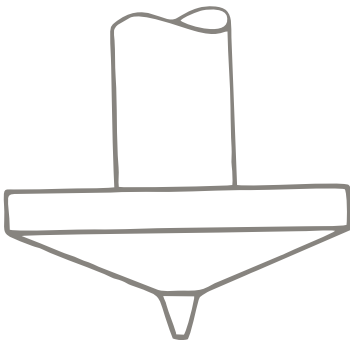
Pin type



LW-20型



LW-B75、LW-BB75型



LW-B92型